






next generation led

info@nextgenerationled.be
www.nextgenerationled.be
Tel + 32 53 71 09 42

PANEL ECO CLIP IN



Properties

- Lifespan L70 %: > 50.000 hours
- Saving upto 65%
- Efficacy : 95 Lm/W
- No UV production, environment friendly
- Excellent uniformity
- OEM - possibility for personalisation
- Warranty : 3 years

IP 20

3 y.
warranty

95 Lm/W

OEM


Specifications

ECO PANEL CLIP IN	60X60 36
Power	36 W
Size	600*600
Thickness	11 mm
Lumen production	2988 - 3780Lm
Type of LED	SMD IED 2835 LM80 approved
Color rendering index	Ra >80
Beam angle	120 °
Input voltage	AC100-240 V / 50 - 60 Hz
Color temperature	3000-3200 K - 4000-4500 K - 5500-6500 K
Temperature in use	- 10°C ~ + 40°C

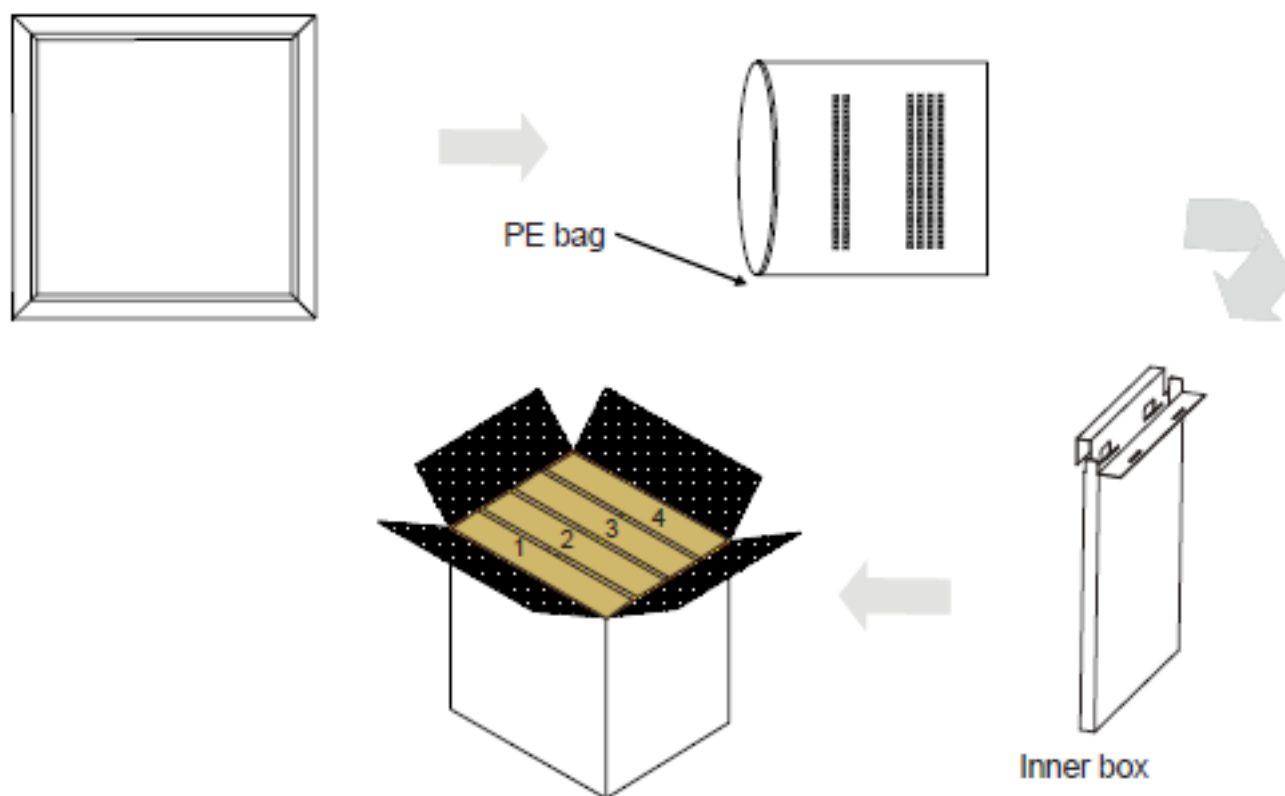
Applications

Offices, showrooms, meeting room,
hall, ...

Updated: August 2017

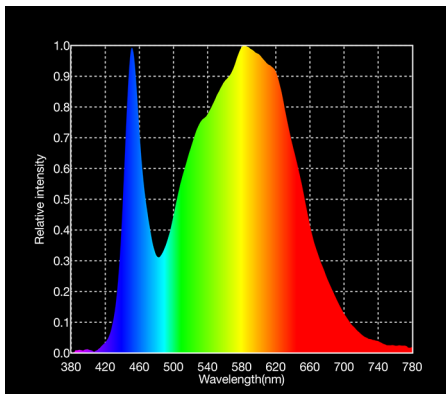
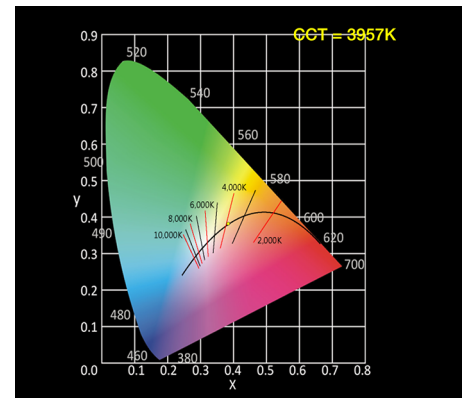


Specifications



CIE 1931

The CIE color space, developed in 1931, is still used to define colors, and as a reference for other color spaces. The figure is a two-dimensional display of colors of the same intensity (brightness), which is based on observations of color measurements by people.

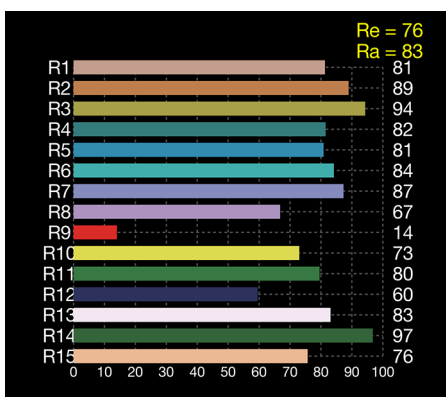
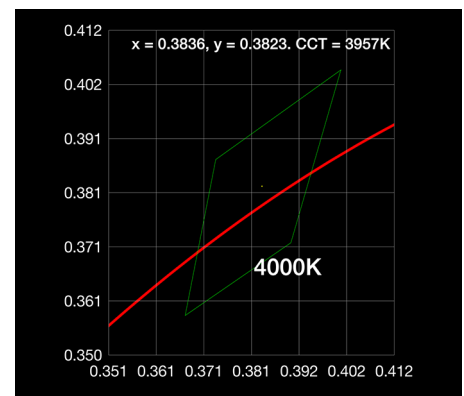


SPECTRUM

Isaac Newton used the Latin word spectrum to define the color series which arose when he dropped a bundle of sunlight through a glass prism. The color spectrum consists of the colors of the rainbow with the color sequence red-orange-yellow-green-blue-indigo-violet, which corresponds to bearish wave length (increasing frequency) of the light waves.

C78 377

ANSI C 78.377 is now the standard for color quality, as determined by the American National Standards Institute. ANSI recommends lamp manufacturers to stay within a 4-step ellipse. This means that manufacturers with a particular focus on the CIE diagram have a broad range of observable differences.



CRI HISTOGRAM

The color reproduction of a light source indicates whether the color of an object can be displayed true to nature. The graph shows whether we can accurately determine color, depending on the color rendering properties of the light source.

Ra = average of R1 to R8

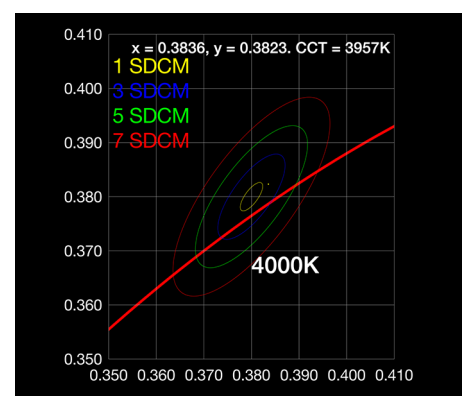
Re = average of R1 to R15

R9 = saturated red. Should be as high as possible.

SDCM

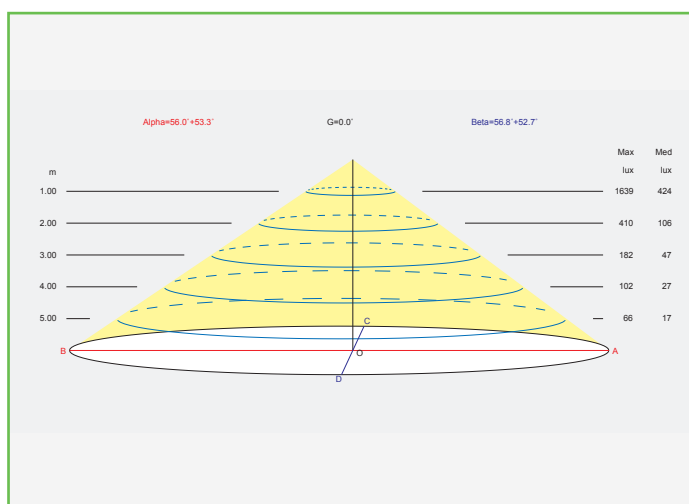
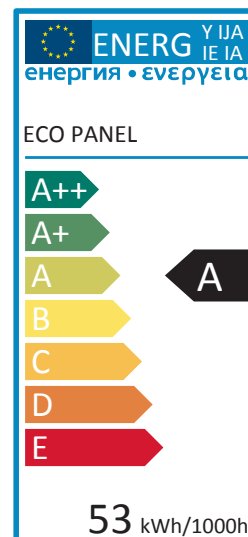
SDCM is an acronym which stands for Standard Deviation Colour Matching. SDCM has the same meaning as a "MacAdam ellipse". A 1-step MacAdam ellipse defines a zone in the CIE 1931 2 deg (xy) colour space within which the human eye cannot discern colour difference. Most LEDs are binned at the 4-7 step level, in other words you certainly can see colour differences in LEDs that are ostensibly the same colour.

SDCM	CCT @ 3000K	$\Delta U V$
1x	$\pm 30K$	± 0.0007
2x	$\pm 60K$	± 0.0010
4x	$\pm 100K$	± 0.0020
7-8x	$\pm 175K$	± 0.0060



ENERGYLABEL

Electrical appliances carry an energy label. This label prints the so-called energy efficiency score in classes. These classes range from 'very energy efficient' (A++) to 'very waste of energy' (E). A more expensive new device may eventually turn out to be cheaper if the energy score is good. IPEA is the new system for luminaire energy efficiency assessment.

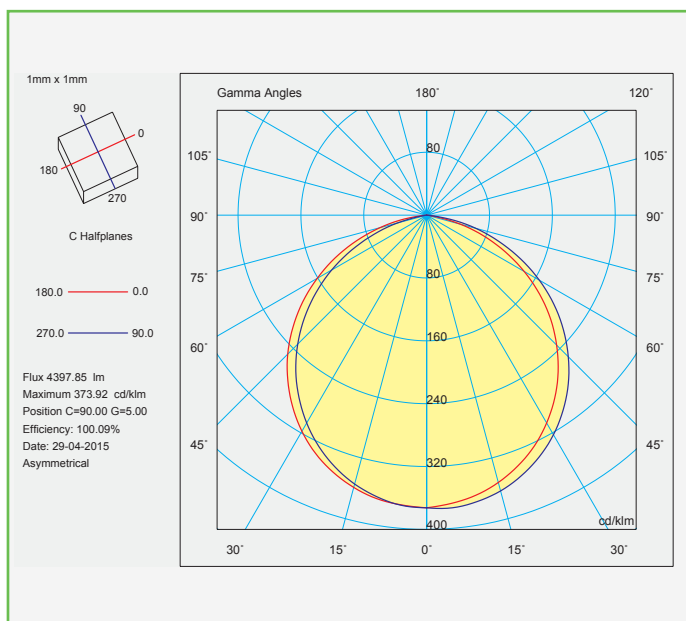


BEAM

The Illuminance Cone Diagram indicates the maximum illuminance at different distances from the fixture.

POLAR DIAGRAM

The polar luminous intensity graph illustrates the distribution of luminous intensity, in candelas, for the transverse (solid line) and axial (dashed line) planes of the luminaire. The shown curve provides a visual guide to the type of distribution expected from the luminaire e.g. wide, narrow, direct, indirect... in addition to intensity.



PANEL ECO

REFERENCE	SIZE	WATT	LUMEN	COLOR	BEAM
185-0600	60 x 60	36 W	3400 Lm	3000 K	120°
185-0601	60 x 60	36 W	3550 Lm	4000 K	120°

