



next generation led

info@nextgenerationled.be  
www.nextgenerationled.be  
Tel + 32 53 71 09 42

## SOLAR TL



### Properties

- Lifespan L70 %: > 40.000 hours
- No Flickering - reduces eye strain
- Energy savings +70%
- Built in driver
- Uniform lighting with low glare
- MCPET technology inside (=low glare using indirect LED lighting solution)
- Will not break when dropped
- No mercury or toxic gasses
- Efficiency : 127 lm/W
- Close to natural light, greatly reducing eye strain
- Epistar LED chips
- Immediate start regardless of temperature or humidity
- Retro-fit = easy installation
- Warranty: 3 years

### Application

Museum, schools, office, hospital, hotel, supermarket, library, parking, corridors ...

Ra97

Retro-fit

### Specifications

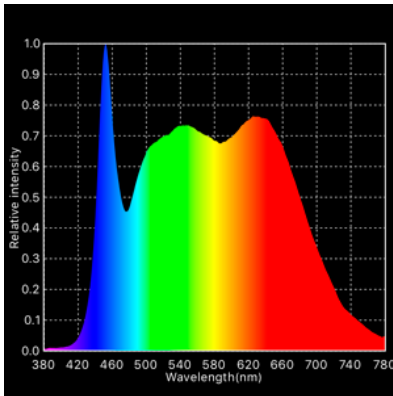
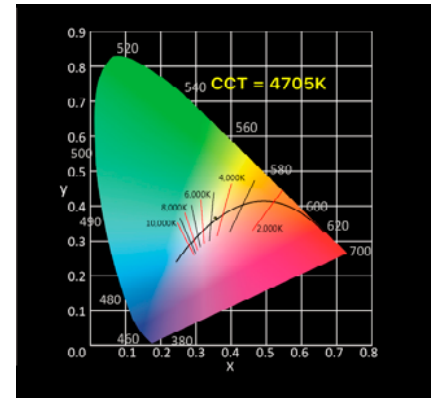
SOLAR TL	60 CM	120 CM	150 CM
Power	6 W	12 W	18 W
Input voltage	220 ~240 V		
Diameter	26 mm		
Color temperature	3000 K / 4000 K / 5000 K / 6500 K		
Cover	Frosted cover		
Color rendering index	CRI ≥ 97	R9 > 90	
Total harmonic distortion	THD<20%		
Powerfactor (Pf)	> 0,9		
Beam angle	210 °		
Temperature in use	-20 ° C ~ +40 ° C		
Luminous intensity	1100	2300	3400

Updated: Dec. 2017



## CIE 1931

The CIE color space, developed in 1931, is still used to define colors, and as a reference for other color spaces. The figure is a two-dimensional display of colors of the same intensity (brightness), which is based on observations of color measurements by people.

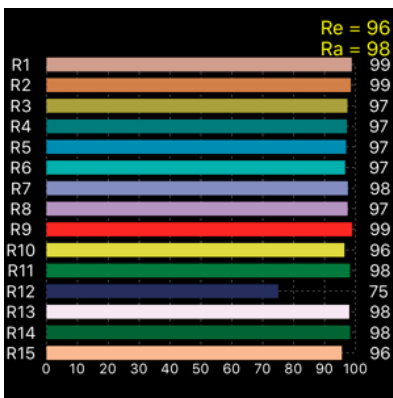
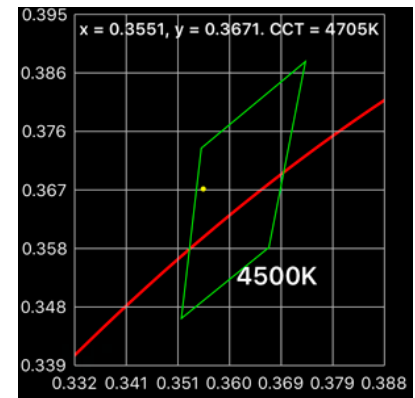


## SPECTRUM

Isaac Newton used the Latin word spectrum to define the color series which arose when he dropped a bundle of sunlight through a glass prism. The color spectrum consists of the colors of the rainbow with the color sequence red-orange-yellow-green-blue-indigo-violet, which corresponds to bearish wave length (increasing frequency) of the light waves.

## C78 377

ANSI C 78.377 is now the standard for color quality, as determined by the American National Standards Institute. ANSI recommends lamp manufacturers to stay within a 4-step ellipse. This means that manufacturers with a particular focus on the CIE diagram have a broad range of observable differences.



## CRI HISTOGRAM

The color reproduction of a light source indicates whether the color of an object can be displayed true to nature. The graph shows whether we can accurately determine color, depending on the color rendering properties of the light source.

Ra = average of R1 to R8

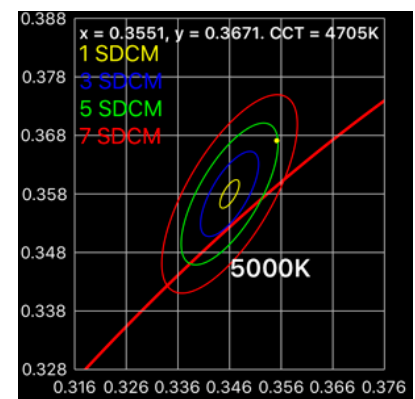
Re = average of R1 to R15

R9 = saturated red. Should be as high as possible.

## SDCM

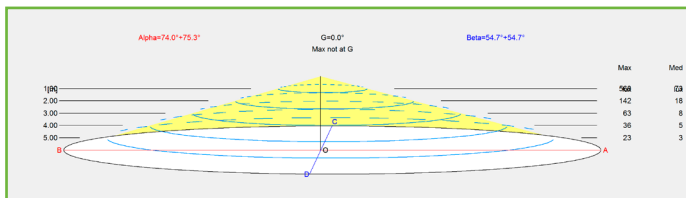
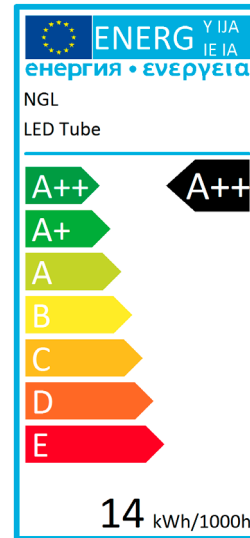
SDCM is an acronym which stands for Standard Deviation Colour Matching. SDCM has the same meaning as a "MacAdam ellipse". A 1-step MacAdam ellipse defines a zone in the CIE 1931 2 deg (xy) colour space within which the human eye cannot discern colour difference. Most LEDs are binned at the 4-7 step level, in other words you certainly can see colour differences in LEDs that are ostensibly the same colour.

SDCM	CCT @ 3000K	$\Delta U_V$
1x	±30K	±0.0007
2x	±60K	±0.0010
4x	±100K	±0.0020
7-8x	±175K	±0.0060



## ENERGY LABEL

Electrical appliances carry an energy label. This label prints the so-called energy efficiency score in classes. These classes range from 'very energy efficient' (A++) to 'very waste of energy' (E). A more expensive new device may eventually turn out to be cheaper if the energy score is good. IPEA is the new system for luminaire energy efficiency assessment.

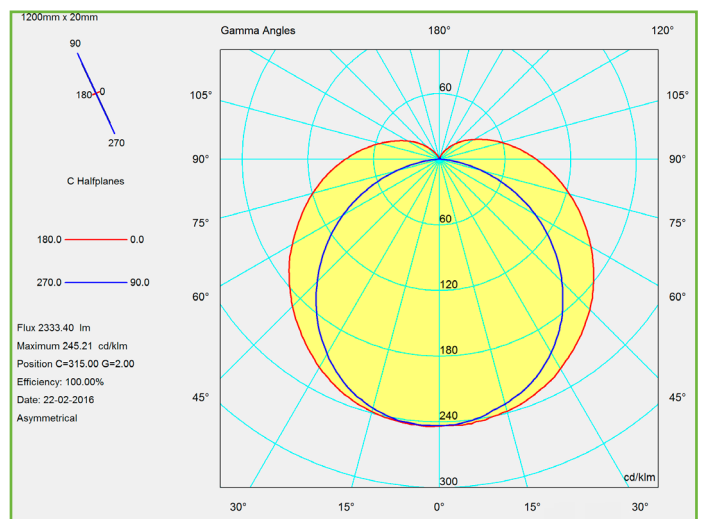


## BEAM

The Illuminance Cone Diagram indicates the maximum illuminance at different distances from the fixture.

## POLAR DIAGRAM

The polar luminous intensity graph illustrates the distribution of luminous intensity, in candelas, for the transverse (solid line) and axial (dashed line) planes of the luminaire. The shown curve provides a visual guide to the type of distribution expected from the luminaire e.g. wide, narrow, direct, indirect... in addition to intensity.



## SOLAR TL

REFERENCE	LENGTH	WATT	COVER	COLOR	DIMMABLE
286-0060	60 CM	6 W	Frosted	3000 K	No
286-0061	60 CM	6 W	Frosted	4000 K	No
286-0062	60 CM	6 W	Frosted	5000 K	No
286-0063	60 CM	6 W	Frosted	6500 K	No
286-0064	120 CM	12 W	Frosted	3000 K	No
286-0065	120 CM	12 W	Frosted	4000 K	No
286-0066	120 CM	12 W	Frosted	5000 K	No
286-0067	120 CM	12 W	Frosted	6500 K	No
286-0068	150 CM	18 W	Frosted	3000 K	No
286-0069	150 CM	18 W	Frosted	4000 K	No
286-0068	150 CM	18 W	Frosted	5000 K	No
286-0068	150 CM	18 W	Frosted	6500 K	No

